



## SHORTLAND ALPINE CLUB CO-OPERATIVE LTD

### MULUBINBA LODGE

#### IMPORTANT INFORMATION ABOUT FIRE/EMERGENCY PROCEDURES

##### 1. The Alarm

The Lodge is now equipped with an automatic back-to-base fire alarm system designed to summon the fire brigade without any other intervention.

- **Residents must not touch the fire alarm control box under any circumstance.**
- **Only the fire brigade may re-set the alarm after checking the Lodge for fire.**

##### 2. Fire Escapes and Exits

- Fire escapes are to be kept snow free
- All doors are to be kept closed except the white door on the ground floor at the bottom of the stairs and the wooden door at the top of the stairs on the top floor.

##### 3. Emergency Exit Lights

- Spot lights will come on when the fire alarm system is triggered.  
These lights are mounted above both fire exit stairs on the Eastern side and in the Main Entry front porch

##### 4. Evacuation Procedures

- Evacuation procedures are posted in each room. Please take the time to familiarise yourself and your family with these procedures & the location of fire extinguishers, fire blankets (kitchen) and hoses.
- **Fire bells must be obeyed immediately. The building is on an automatic back to base system so there is no need to phone the fire brigade.**
- Exit by the *nearest* external fire exit, loudly knocking on all doors as you pass.  
**DO NOT** open the fire isolation door that leads back into the main section of the building as this is most probably the source of the fire!
- Quickly move away from the building.  
**Congregate outside the *Swagman Lodge*.**  
Should anyone be missing, report this to the fire brigade officer
- Ensure that each night before going to bed you have in your room:-  
Shoes suitable for the snow  
Gloves, hat, warm pants and jacket ready to put on over your sleepwear.
- Take your car keys with you.

**Additional Note:** Items are NOT to be placed on room heaters  
as this has the potential to create a fire hazard.

**The Lodge is a smoke free zone.  
Do not smoke or use lighted candles or sparklers anywhere in the building.**

## 5. Bushfire Precautions

- Understand the bushfire risks at Perisher Valley before arriving and during your stay.
- Monitor bushfire risks via the “Fires Near Me” app or function on the RFS website: <https://www.rfs.nsw.gov.au/fire-information/fires-near-me>
- Should the fire danger rating be “Extreme” or “Catastrophic”:
  - Monitor National Parks advice via their website: <https://www.nationalparks.nsw.gov.au/>
  - Monitor road closures in and around the National Park via the Transport for NSW “Live Traffic” app
  - Be prepared to evacuate the lodge if instructed by the RFS, National Parks and/or Police.
- It is recommended the “Fires Near Me” and “Live Traffic” app be downloaded from your preferred app store prior to commencing your stay:








**Fires Near Me NSW**  
 NSW Rural Fire Service  
 #96 in Utilities  
 ★★★★★ 3.8 • 690 Ratings  
 Free




**Live Traffic NSW**  
 Transport for NSW  
 #57 in Travel  
 ★★★★★ 2.9 • 182 Ratings  
 Free

- Follow all instructions and directions from authorities including RFS, National Parks and Police.
- Evacuate immediately if instructed to do so. The building should be closed with all personal effects (including food) being removed, should time permit during the evacuation.
- DO NOT ATTEMPT TO STAY AND DEFEND THE BUILDING FROM BUSHFIRE UNDER ANY CIRCUMSTANCES.
- Should it be deem “TOO LATE TO LEAVE” Perisher due to bushfire:
  - **Congregate in the Perisher Valley skitube carpark or as directed by RFS**
  - Should anyone be missing, report this to the fire brigade officer

### Key to Fire Danger Ratings

	<b>NO RATING</b>	No rating issued
	<b>MODERATE</b>	Plan and prepare
	<b>HIGH</b>	Be ready to act
	<b>EXTREME</b>	Take action now to protect your life and property
	<b>CATASTROPHIC</b>	For your survival, leave bush fire risk areas

 **Total Fire Ban – There is total fire ban in place**